

Control #	004320120113	003920110411	001820110218	004520100830	004920100503
Date Taken	10/13/2011	04/02/2011	02/04/2011	05/28/2010	04/10/2010
Service Meter Reading	1962	1139	849	8318	7955
Fluid Run Time	823	290	0	363	355
Fluid Added Gal / Qts	0 / 0	0 / 0	0 / 0	0 / 0	0 / 0
Fluid Status	Changed	Changed	Changed	Changed	Changed
Filter Changed	Unknown	Yes	Yes	Yes	Yes
Anti-Freeze	Negative	Negative	Negative	Negative	Negative
Fuel	Negative	Negative	Negative	Negative	Negative
Water	Negative	Negative	Negative	Negative	Negative
Visc 100C	14.7	14.2	14.2	14.4	14.0
TAN	0.00	0.00	0.00	0.00	0.00
TBN	6.9	8.2	7.3	7.0	7.10
Soot	0	0	0	0	0
Oxidation	15	0	0	0	0
Nitration	14	0	0	0	0
Sulfation	0	0	0	0	0
Iron (FE)	26	9	9	25	20
Chrome (CR)	1	0	1	0	0
Lead (PB)	3	2	3	2	3
Copper (CU)	1	0	0	1	2
Tin (SN)	0	0	0	0	0
Aluminum (AL)	2	1	0	2	1
Nickel (NI)	1	1	1	1	0
Silver (AG)	0	0	0	0	0
Silicon (SI)	6	3	3	6	5
Potassium (K)	0	0	0	0	0
Sodium (NA)	8	5	6	6	6
Boron (B)	55	55	66	69	75
Magnesium (MG)	276	307	283	315	280
Calcium (CA)	1971	1755	1690	1900	1642
Barium (BA)	0	0	1	1	7
Phosphorus (P)	1193	1157	1146	1104	1195
Zinc (ZN)	1256	1254	1213	1273	1255
Moly (MO)	8	1	2	3	3
Titanium (TI)	93	92	97	121	103
Vanadium (V)	0	0	1	0	0
Fuel %	0	0	0	0	0



The Next Generation of Oil Analysis
This lab is an independent ConocoPhillips preferred testing laboratory

101 W. Mohave
Phoenix, AZ 85003
866-652-2663

Normal

1 of 1

01/13/2012

Make / Model

JOHN DEERE 844J

Unit Serial

292 DW844JY609199

Compartment

Diesel Engine

Fluid Type

UNION 76 GUARDOL QLT 15W40

WO / Reference

Current Interpretation

No abnormal wear or contaminants detected.

Interwest Development
Attn: Chico
28201 Hwy 410 East
Buckley, WA 98321

Registered By
CANDY PHILLIPS
Interpreted By
JASON KRONLUND

This analysis is intended as an aid in predicting mechanical wear. No guarantee, expressed or implied, is made against failure of this component.

Control #	003920110411	001820110218	004520100630	004920100503	004820100503
Date Taken	04/02/2011	02/04/2011	05/28/2010	04/10/2010	02/17/2010
Service Meter Reading	1139	849	8318	7955	7559
Fluid Run Time	290	0	363	355	390
Fluid Added Gal / Qts	0 / 0	0 / 0	0 / 0	0 / 0	0 / 0
Fluid Status	Changed	Changed	Changed	Changed	Changed
Filter Changed	Yes	Yes	Yes	Yes	Unknown
Anti-Freeze	Negative	Negative	Negative	Negative	Negative
Fuel	Negative	Negative	Negative	Negative	Negative
Water	Negative	Negative	Negative	Negative	Negative
Visc 100C	14.2	14.2	14.4	14.0	13.8
TAN	0.00	0.00	0.00	0.00	0.00
TBN	8.2	7.3	7.0	7.10	7.40
Soot	0	0	0	0	0
Oxidation	0	0	0	0	0
Nitration	0	0	0	0	0
Sulfation	0	0	0	0	0
Iron (FE)	9	9	25	20	20
Chrome (CR)	0	1	0	0	0
Lead (PB)	2	3	2	3	2
Copper (CU)	0	0	1	2	1
Tin (SN)	0	0	0	0	0
Aluminum (AL)	1	0	2	1	1
Nickel (NI)	1	1	1	0	1
Silver (AG)	0	0	0	0	0
Silicon (SI)	3	3	6	5	8
Potassium (K)	0	0	0	0	0
Sodium (NA)	5	6	6	6	5
Boron (B)	55	66	69	75	81
Magnesium (MG)	307	283	315	280	287
Calcium (CA)	1755	1690	1900	1642	1803
Barium (BA)	0	1	1	7	0
Phosphorus (P)	1157	1146	1104	1195	1138
Zinc (ZN)	1254	1213	1273	1255	1286
Moly (MO)	1	2	3	3	5
Titanium (TI)	92	97	121	103	118
Vanadium (V)	0	1	0	0	0
Fuel %	0	0	0		



The Next Generation of Oil Analysis
This lab is an independent ConocoPhillips
preferred testing laboratory

101 W. Mohave
Phoenix, AZ 85003
866-652-2663

Normal

1 of 1

04/11/2011

Make / Model

JOHN DEERE 844J

Unit Serial

292 DW844JY609199

Compartment

Diesel Engine

Fluid Type

UNION 76 GUARDOL QLT 15W40

WO / Reference

Current Interpretation

No abnormal wear or contaminants
detected.

Interwest Development
Attn: Chico
28201 Hwy 410 East
Buckley, WA 98321

Registered By
JENNIFER CABELLO

Interpreted By
PAUL KITTRICK

This analysis is intended as an aid in predicting mechanical wear. No guarantee, expressed or implied, is made against failure of this component.

Control #	001820110218	004520100630	004920100503	004820100503	004920100212
Date Taken	02/04/2011	05/28/2010	04/10/2010	02/17/2010	12/08/2009
Service Meter Reading	849	8318	7955	7559	7169
Fluid Run Time	0	363	355	390	284
Fluid Added Gal / Qts	0 / 0	0 / 0	0 / 0	0 / 0	0 / 0
Fluid Status	Changed	Changed	Changed	Changed	Changed
Filter Changed	Yes	Yes	Yes	Unknown	Unknown
Anti-Freeze	Negative	Negative	Negative	Negative	Negative
Fuel	Negative	Negative	Negative	Negative	Negative
Water	Negative	Negative	Negative	Negative	Negative
Visc 100C	14.2	14.4	14.0	13.8	13.4
TAN	0.00	0.00	0.00	0.00	0.00
TBN	7.3	7.0	7.10	7.40	7.00
Soot	0	0	0	0	0
Oxidation	0	0	0	0	0
Nitration	0	0	0	0	0
Sulfation	0	0	0	0	0
Iron (FE)	9	25	20	20	11
Chrome (CR)	1	0	0	0	0
Lead (PB)	3	2	3	2	2
Copper (CU)	0	1	2	1	1
Tin (SN)	0	0	0	0	0
Aluminum (AL)	0	2	1	1	2
Nickel (NI)	1	1	0	1	1
Silver (AG)	0	0	0	0	0
Silicon (SI)	3	6	5	8	6
Potassium (K)	0	0	0	0	0
Sodium (NA)	6	6	6	5	6
Boron (B)	66	69	75	81	67
Magnesium (MG)	283	315	280	287	258
Calcium (CA)	1690	1900	1642	1803	1943
Barium (BA)	1	1	7	0	0
Phosphorus (P)	1146	1104	1195	1138	1112
Zinc (ZN)	1213	1273	1255	1286	1264
Moly (MO)	2	3	3	5	3
Titanium (TI)	97	121	103	118	83
Vanadium (V)	1	0	0	0	1
Fuel %	0	0			



The Next Generation of Oil Analysis
This lab is an independent ConocoPhillips
preferred testing laboratory

101 W. Mohave
Phoenix, AZ 85003
866-652-2663

Normal

1 of 1

02/18/2011

Make / Model

JOHN DEERE 844J

Unit Serial

292 DW844JY609199

Compartment

Diesel Engine

Fluid Type

UNION 76 GUARDOL QLT 15W40

WO / Reference

Current Interpretation

No abnormal wear or contaminants
detected.

Interwest Development
Attn: Chico
28201 Hwy 410 East
Buckley, WA 98321

Registered By

CANDY PHILLIPS

Interpreted By

JASON KRONLUND

This analysis is intended as an aid in predicting mechanical wear. No guarantee, expressed or implied, is made against failure of this component.

Fluid Trend Analysis
05/03/2010

The Next Generation of Oil Analysis
This lab is an independent ConocoPhillips preferred testing laboratory



Copyright © 2004 ConocoPhillips Company

101 W. McDowell
Phoenix, AZ 85003
866-652-2663

Normal

1 of 1

Customer Unit ID: 292 Make: JOHN DEERE Model: 844J Serial: DW844JY609199 Compartment: Diesel Engine

Oil Sample Information

Control # Date Taken Fluid Status Fluid Add SMIR Fluid Run Time A/F Fuel H2O Viscosity 100C TBN TAN Soot Oxi Nit Sul

Control #	Date Taken	Fluid Status	Fluid Add	SMIR	Fluid Run Time	A/F Fuel H2O	Viscosity 100C	TBN	TAN	Soot	Oxi	Nit	Sul
E-00720090806	07/01/2009	Changed *	0.0	6228	275	N	14.2	7.30	0.00	0	0	0	0
D-01420090921	08/28/2009	Changed *	0.0	6608	380	N	14.7	6.90	0.00	0	0	0	0
C-02820091105	10/16/2009	Changed *	0.0	6885	277	N	13.1	7.20	0.00	1	0	0	0
B-04920100212	12/08/2009	Changed	0.0	7169	284	N	13.4	7.00	0.00	0	0	0	0
A-04920100503	04/10/2010	Changed *	0.0	7955	355	N	14.0	7.10	0.00	0	0	0	0

Wear Metals (Parts per Million)

Iron	Chromium	Lead	Copper	Tin	Alum	Nickel	Silver	Silicon	Patsum	Sodium	Baron	Magnesm	Calcium	Barium	Phospor	Zinc	Molybdm	Titanium	Vanadim
E-	20	1	3	1	1	1	0	6	0	7	63	254	1999	0	1171	1293	3	90	0
D-	31	1	4	2	0	2	0	12	0	6	58	252	2257	0	1220	1363	4	95	1
C-	17	0	2	1	0	2	0	3	0	5	65	243	1920	3	1220	1310	4	71	1
B-	11	0	2	1	0	2	1	6	0	6	67	258	1943	0	1112	1264	3	83	1
A-	20	0	3	2	0	1	0	5	0	6	75	280	1642	7	1195	1255	3	103	0

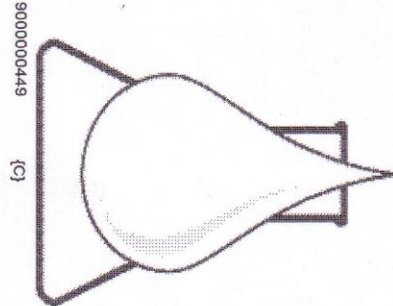
Overall Status Filter Changed * Wear Metals (Parts per Million) Current Sample Interpretation: No Abnormal Wear Or Contaminants Detected. Current Sample's Line "A"

- E- Normal
- D- Normal
- C- Normal
- B- Normal
- A- Normal

Send Analysis To: Intertwest Development Attn: Chico 28201 Hwy 410 East Buckley, WA 98321

Comments

Thank You for Choosing ConocoPhillips
This analysis is intended as an aid in predicting mechanical wear. No guarantee, expressed or implied, is made against failure of this component.




9000000449

(C)

Fluid Trend Analysis
05/03/2010

The Next Generation of Oil Analysis
This Lab is an Independent, ConocoPhillips preferred testing laboratory



101 W. Mohave
Phoenix, AZ 85003
866-852-2663

Normal

1 of 1

Customer Unit ID: 292 Make: JOHN DEERE Model: 844J Serial: DW844JY609199 Compartment: Diesel Engine

Oil Sample Information				Miscellaneous				Physical Analysis				Prior Interpretation Codes							
Control #	Date Taken	Fluid Status	Fluid Add	SMR	Fluid Run Time	A/F Fuel	H2O	Viscosity 100C	TBN	TAN	Soot	Oxi	Nit	Sul					
E-00720090806	07/01/2009	Changed	* 0.0	6228	275	N	N	14.2	7.30	0.00	0	0	0	0	N				
D-01420090921	08/28/2009	Changed	* 0.0	6608	380	N	N	14.7	6.90	0.00	0	0	0	0	N				
C-02820091105	10/16/2009	Changed	* 0.0	6885	277	N	N	13.1	7.20	0.00	1	0	0	0	N				
B-04920100212	12/08/2009	Changed	0.0	7169	284	N	N	13.4	7.00	0.00	0	0	0	0	N				
A-04820100503	02/17/2010	Changed	0.0	7559	390	N	N	13.8	7.40	0.00	0	0	0	0	N				

Fluid: UNION 76 GUARDOL QLT 15W40

Wear Metals (Parts per Million)																			
Iron	Chrome	Lead	Copper	Tin	Alum	Nickel	Silver	Silicon	Potassium	Sodium	Boron	Magnesium	Calcium	Barium	Phosphor	Zinc	Molybden	Titanium	Vanadium
E-	20	1	3	1	0	1	0	6	0	7	63	254	1999	0	1171	1293	3	90	0
D-	31	1	4	2	0	1	0	12	0	6	58	252	2257	0	1220	1363	4	95	1
C-	17	0	2	1	0	0	0	3	0	5	65	243	1920	3	1220	1310	4	71	1
B-	11	0	2	1	0	1	0	6	0	6	67	258	1943	0	1112	1264	3	83	1
A-	20	0	2	1	0	1	0	8	0	5	81	287	1803	0	1138	1286	5	118	0

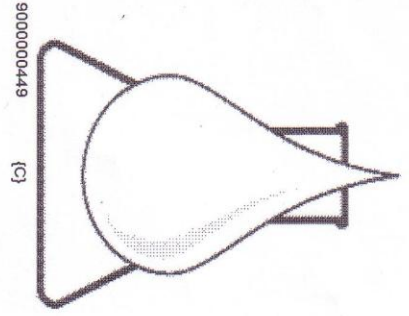
Overall Status	Current Sample Interpretation	Current Sample's Line "A"
E- Normal	No Abnormal Wear Or Contaminants Detected.	
D- Normal		
C- Normal		
B- Normal		
A- Normal		

Filter Changed *
Wear Metals (Parts per Million)
Custom Tests >>>>

Send Analysis To: _____

Interwest Development
Attn: Chico
28201 Hwy 410 East
Buckley, WA 98321

Comments _____



9000000449 (c)

Thank You for Choosing ConocoPhillips
This analysis is intended as an aid in predicting mechanical wear. No guarantee, expressed or implied, is made against failure of this component.

Fluid Trend Analysis
05/03/2010

The Next Generation of Oil Analysis.
This lab is an independent, ConocoPhillips preferred testing laboratory.



101 W. Mohave
Phoenix, AZ 85003
866-652-2663

Normal
1 of 1

Customer Unit ID: 292 Make: JOHN DEERE Model: 844J Serial: DW844JY609199 Compartment: Transmission

Oil Sample Information				Miscellaneous			Physical Analysis			Prior Interpretation Codes				
Control #	Date Taken	Fluid Status	Fluid Add	SMR	Fluid Run Time	H2O	Viscosity 100C	TBN	TAN					


Filter Changed				Wear Metals (Parts per Million)																
Iron	Chrome	Lead	Copper	Tim	Alum	Nickel	Silver	Silicon	Potassium	Sodium	Boron	Magnesium	Calcium	Barium	Phosphor	Zinc	Molybden	Titanium	Vanadium	
B-06920090806	07/14/2009	Changed	*	0.0	6313	1000		N	6.3	0.00	1.46									
A-10120100503	02/17/2010	Unknown	*	0.0	7559	1246		N	7.0	0.00	0.94									

Overall Status	Current Sample Interpretation	Current Sample is Line "A"
A- 107	0 0 9 0 0 0 0 0 8 0 0 8 21 45 59 2077	0 0 0 0 0 0 0 0 0 0 0 0 0 0 0 0 0 0 0 0

No Abnormal Wear Or Contaminants Detected.

Send Analysis To:
Interwest Development
Attn: Chico
28201 Hwy 410 East
Buckley, WA 98321

Comments



9000000449 (C)

Thank You for Choosing ConocoPhillips
This analysis is intended as an aid in predicting mechanical wear. No guarantee, expressed or implied, is made against failure of this component.

Fluid Trend Analysis
02/12/2010

The Next Generation of Oil Analysis.
This lab is an independent ConocoPhillips preferred testing laboratory.



101 W. Mohave
Phoenix, AZ 85003
866-652-2663

Normal
1 of 1

Customer Unit ID: 292 Make: JOHN DEERE Model: 844J Serial: DW9844JV609199 Compartment: Diesel Engine

Oil Sample Information			Miscellaneous				Physical Analysis			Prior Interpretation Codes										
Control #	Date Taken	Fluid Status	AFI	Fuel	H2O	Viscosity 100C	TBN	TAN	Soot	Oxi	Nit	Sul								
E-03620090703	05/22/2009	Changed	0.0	5953	282	N	N	N	14.9	7.00	0.00	0	0	0	0	N				
D-00720090806	07/01/2009	Changed	* 0.0	6228	275	N	N	N	14.2	7.30	0.00	0	0	0	0	N				
C-01420090921	08/28/2009	Changed	* 0.0	6608	380	N	N	N	14.7	6.90	0.00	0	0	0	0	N				
B-02820091105	10/16/2009	Changed	* 0.0	6885	277	N	N	N	13.1	7.20	0.00	1	0	0	0	N				
A-04920100212	12/08/2009	Changed	0.0	7169	284	N	N	N	13.4	7.00	0.00	0	0	0	0	N				

Wear Metals (Parts per Million)											Current Sample Interpretation								
Iron	Chrome	Lead	Copper	Tin	Alum	Nickel	Silver	Silicon	Potassium	Sodium	Boron	Magnesium	Calcium	Barium	Phosphor	Zinc	Molybden	Titanium	Vanadium
E-	16	0	2	1	0	2	0	5	0	4	34	180	2885	4	1345	1473	1	7	0
D-	20	1	3	1	0	1	0	6	0	7	63	254	1999	0	1171	1293	3	90	0
C-	31	1	4	2	0	2	0	12	0	6	58	252	2257	0	1220	1363	4	95	1
B-	17	0	2	1	0	2	0	3	0	5	65	243	1920	3	1220	1310	4	71	1
A-	11	0	2	1	0	2	0	6	0	6	67	258	1943	0	1112	1264	3	83	1

Current Sample Interpretation: No Abnormal Wear Or Contaminants Detected.

Overall Status	Current Sample's Line "A"
E- Normal	
D- Normal	
C- Normal	
B- Normal	
A- Normal	

Custom Tests >>>>

Send Analysis To: _____

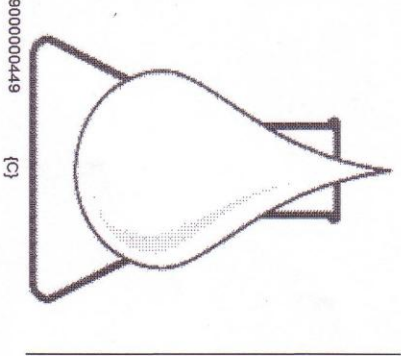
Interwest Development

Attn: Chico

28201 Hwy 410 East

Buckley, WA 98321

Comments: _____



9000000449 (C)

Thank You for Choosing ConocoPhillips

This analysis is intended as an aid in predicting mechanical wear. No guarantee, expressed or implied, is made against failure of this component.

Fluid Trend Analysis
11/05/2009

The Next Generation of Oil Analysis
This lab is an independent ConocoPhillips preferred testing laboratory.



101 W. Mohave
Phoenix, AZ 85003
866-652-2663

Normal
1 of 1

Customer Unit ID: 292 Make: JOHN DEERE Model: 844J Serial: DW844JY609199 Compartment: Diesel Engine

Oil Sample Information **Miscellaneous** **Physical Analysis** **Prior Interpretation Codes**

Control #	Date Taken	Fluid Status	Fluid Add	SMR	Fluid Run Time	AVF Fuel	H2O	Viscosity 100C	TBN	TAN	Soot	Oxi	NiR	Sul
E-12820090413	04/08/2009	Changed	* 0.0	5671	306	N	N	13.8	6.40	0.00	1	0	0	0
D-03620090703	05/22/2009	Changed	0.0	5953	282	N	N	14.9	7.00	0.00	0	0	0	0
C-00720090806	07/01/2009	Changed	* 0.0	6228	275	N	N	14.2	7.30	0.00	0	0	0	0
B-01420090921	08/28/2009	Changed	* 0.0	6608	380	N	N	14.7	6.90	0.00	0	0	0	0
A-02820091105	10/16/2009	Changed	* 0.0	6885	277	N	N	13.1	7.20	0.00	1	0	0	0

Wear Metals (Parts per Million)

Iron	Chrome	Lead	Copper	Tin	Alum	Nickel	Silver	Silicon	Potassium	Sodium	Boron	Magnesium	Calcium	Barium	Phosphor	Zinc	Molybden	Titanium	Vanadium
E-	17	1	3	1	0	3	1	0	4	7	34	160	3324	0	1372	1538	3	0	1
D-	16	0	2	1	0	2	0	5	0	4	34	180	2885	4	1345	1473	1	7	0
C-	20	1	3	1	0	1	0	6	0	7	63	254	1999	0	1171	1293	3	90	0
B-	31	1	4	2	0	2	1	12	0	6	58	252	2257	0	1220	1363	4	95	1
A-	17	0	2	1	0	2	0	3	0	5	65	243	1920	3	1220	1310	4	71	1

Overall Status **Current Sample Interpretation** **Current Sample is Line "A"**
No Abnormal Wear Or Contaminants Detected.

- E- Normal
- D- Normal
- C- Normal
- B- Normal
- A- Normal

Custom Tests >>>>

Send Analysis To:

Interwest Development
Attn: Chico
28201 Hwy 410 East
Buckley, WA 98321

Comments

Thank You for Choosing ConocoPhillips

This analysis is intended as an aid in predicting mechanical wear. No guarantee, expressed or implied, is made against failure of this component.

90000000449

(c)

